



FRAMES ALU

# Bi-Fold Door

Aluminium Range

*Slimline and strong*  
Engineered with flexibility



**FRAMES ALU**

PVC-U & ALUMINIUM  
WINDOWS | DOORS | CONSERVATORIES



Leading window and door manufacturer

*supplying the trade*

across Ireland and the UK



FRAMES ALU

## SLIMLINE BI-FOLD DOOR

Introducing the impressive bi-fold door range from [Frames Alu](#). This sleek, modern design is manufactured with an ultra slim frame using aluminium material.

**Practical in every way** bi-fold doors can be used to extend a room to the outdoors or as a room divider. It allows entire walls to be glazed enabling you to make the most out of your garden and patio area.

Are you seeking a solution that offers more light, uninterrupted views and easy access to your outdoor spaces? Then our contemporary high performance bi-fold is for you.



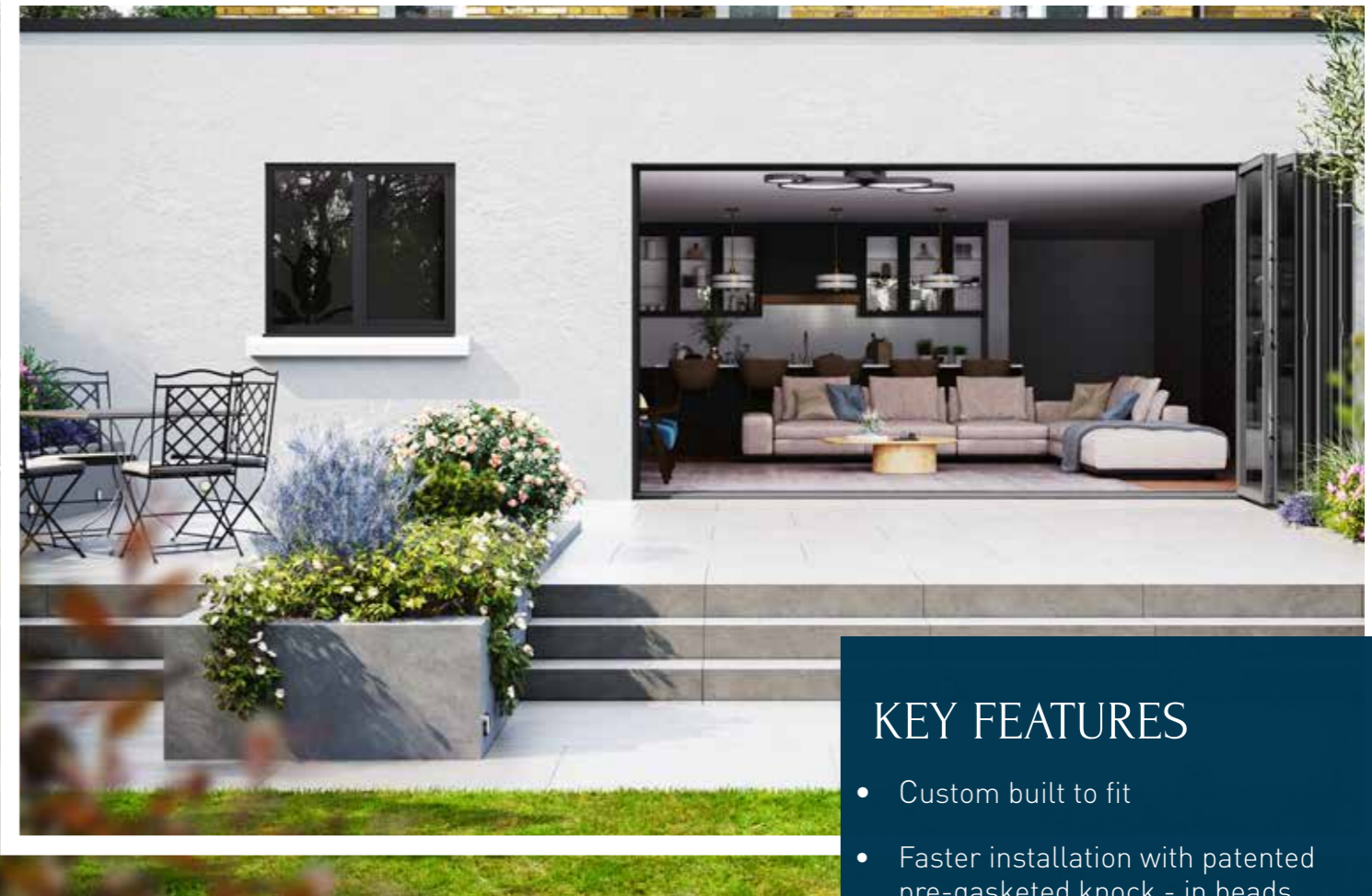
Fold back those doors and create a welcoming ambiance



## House To Garden Connection



## Combines Performance With Beautiful Design



# BI-FOLD DOORS

The benefit of a door like this bi-fold door is that it takes up minimal space when opened and what's not to love about the spectacular views they can offer of your surroundings when closed.

Manufactured using aluminium material these bi-fold doors require little maintenance and are highly durable.

### Vertical Folding Glass Segments

They open in a concertina style, transforming a wall of glazing into a complete open space. Offering unrestricted access to and from the property.

## KEY FEATURES

- Custom built to fit
- Faster installation with patented pre-gasketed knock - in beads
- Low level co-extruded gaskets
- Multi- chamber profile
- 24mm polyamide high performance thermal barrier
- Thermal U-Value performance up to 1.2wm2k
- Glazing options 28mm, 36mm or 42mm
- Can open-in or open-out
- Leaf max. 1200mm wide by 2500mm max height including frame
- Polyester Powder coated finish (PPC).
- Dual colour available in our standard bi-fold door.

**BI-FOLD DOORS WORK BEAUTIFULLY WHEN CLOSED, ENHANCING THE VIEWS  
AND DRAWING IN THE NATURAL LIGHT**



Stunning  
Yet  
Sustainable

## Complete *Adaptability*

Bi-fold doors are amazingly adaptable; they can be completely opened, slightly opened or completely closed. An option to suit all your needs whether it be for everyday use, ease of access, practical ventilation, or offering fully integrated indoor - outdoor living in one single uninterrupted space. Or you can choose to simply close off your space behind a sleek glass wall, enjoying high quality thermal insulation designed to perfectly regulate temperatures all year round. In addition to being visually impressive, it offers complete adaptability, ensuring it meets your functional as well as design requirements.

### Maximise Light

More glass equals more light! An unhindered view of your outdoor space is a great way to harness the benefits of natural light. A modern and stylish alternative to patio and French doors, our bi-fold doors will allow you to enjoy the flow of natural light from the comfort of your own home, adding light and ventilation all year round.

Designed to perfectly regulate temperatures all year round

[www.framesalu.com](http://www.framesalu.com)

### Robust Aluminium

Frames Alu bi-fold doors are manufactured using aluminium. The rigidity of aluminium sections means that these bi-folds provide the maximum amount of glass and the minimum amount of frame.

Advances in polyamide technology have increased aluminium's strength and thermal properties as a material, lasting much longer than it did in the past enhancing its longevity. These strong standing doors are made from low maintenance aluminium material with exterior bi-fold doors designed to endure harsh weather and the outdoor environment.

### Add extra character to your home

Our bi-fold doors will complement any property, whether it be a new or existing build. This foldable door will enhance a home, transforming a standard wall into a glass feature. Flexible, stylish and secure they are perfect for both residential and commercial buildings.

### Indoor/Outdoor Link

Bi-fold doors are great for sub-dividing a room without losing openness. They're suitable for connecting dining rooms, kitchens and living areas by folding away completely, removing any barrier between your interior and outdoor spaces, **making for a real feature point within the home.**

# SLEEK, MODERN AND IMPRESSIVE

## HOW IT WORKS?

Bi-fold doors use a simple tracking system that runs along the panels, which are connected on a runner. The door glides along a track seamlessly with the help of wheels which both lead to a smooth and quiet operation of the doors folding in on themselves. The doors sit on the bottom with a bottom hinge roller guide and are held in place at the top with a top hinge roller guide.

Consisting of multiple panels that open in a sequence by folding back in sections, your room will be transformed and open itself to new dimensions with one simple push. By opening the master door leaf, the remainder of the door leaves open in a concertina action stacking tightly together. These doors are a fantastic use of space. Simply fold in or out to open up a space completely or to create a wide opening.

All bi-fold doors are manufactured to include a traffic door that operates independently for easier and faster entry or exit. The remaining door leafs do not have to be opened.



Visually  
Impressive  
&  
Secure

Installed *Internally or Externally*

Bi-folds are typically installed externally as an entrance to the garden, but they can also be installed internally to spilt a larger room. Transforming your home from an open plan area to a cosy intimate space. Bi-folds can be useful to create an illusion of space and really expand smaller rooms by drawing ones eye way beyond the door itself to the exterior views.

### Glazing

The wide span glazing means plenty of natural light is a guarantee with these attractive doors. Designed to accommodate 28mm, 36mm or 42mm, double or triple glazing & can be internally glazed for security. The glazing is secured by captive & wedge gaskets fitted into the aluminium profiles and glazing beads. Bi-fold doors offer triple glazed U-Values as low as 1.2wm2k reducing energy bills for the homeowner.

Due to its concertina style opening it really transforms a wall of glazing into a complete open space and with a large glazing area of up to 2500mm, your customers can achieve a wall of glass to really get a **WOW factor**.

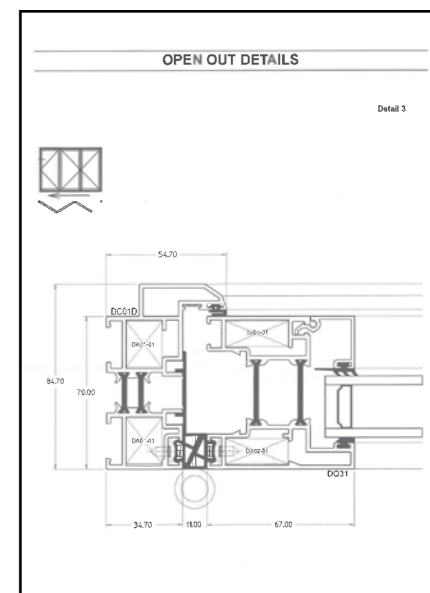


*Seamlessly connect*  
the indoors with the outdoors

### Integrated Entertaining Space

There has been a huge trend in extensions to include large areas of glazing that join internal living spaces with the garden and patio areas.

How you connect your indoor and outdoor spaces is a key factor in creating a fluid, entertaining area. Choose from our range of bi-fold or lift-and-slide doors, which are ideally suited as patio screens, contemporary feature walls, or room dividers. These doors beautifully integrate with the rest of your home—simply open them to transform your environment.



## Vertical Folding glass Segments

A great way to open your home up to the outdoors and incorporate your garden as a usable part of your home.



Aluminium Profile

Designed for Usability

## Styles & Configurations

Like all our window and door products, our bi-fold door range is custom made just for you.

Door panes can be arranged in a variety of configurations, up to seven sashes. Designed for convenience, they can be manufactured as open in our open out.

Doors can be stacked to the left, stacked to the right or split stacked on both sides depending on your door configuration of choice:

- 2 pane doors - open to one side
- 3 pane doors - 3 doors fold either to the left or right
- 4 pane doors - master door opens to one side and the other 3 doors fold back to the opposite side
- 5 pane doors - all doors fold to either side
- 6 pane doors - 3 doors fold to each side
- 7 pane doors - all doors fold to either side

A popular choice by homeowners and architects alike!

www.framesalu.com

## Door Performance

|                                       | OPEN-IN            | OPEN-OUT           |
|---------------------------------------|--------------------|--------------------|
| <b>PERFORMANCE AND ACCREDITATIONS</b> |                    |                    |
| U-Value (Double glazing)              | 1.4wm2k            | 1.4wm2k            |
| U-Value (Triple glazing)              | 1.1wm2k            | 1.1wm2k            |
| Air Permeability                      | Class 3            | Class 3            |
| Water Tightness                       | Class 5A           | Class 5A           |
| Wind Resistance                       | 2400pa             | 2400pa             |
| Security                              | BS6375:PT1         | BS6375:PT1         |
| <b>SYSTEM</b>                         |                    |                    |
| Depth                                 | 70/85mm            | 70/85mm            |
| Section Threshold                     | 55mm high          | 55mm high          |
| <b>SIZE AND WEIGHT LIMITS</b>         |                    |                    |
| Max Leaf Height including frame       | 2500mm             | 2500mm             |
| Max Leaf Width                        | 1200mm             | 1200mm             |
| Max Weight                            | 100kg              | 100kg              |
| <b>GLAZING</b>                        |                    |                    |
| Glazing options                       | Internally         | Internally         |
| Glazing Thickness                     | 28mm, 36mm or 44mm | 28mm, 36mm or 44mm |
| <b>SYSTEM FEATURES</b>                |                    |                    |
| Dual colour                           | ✓                  | ✓                  |
| Multi-Point Locking                   | ✓                  | ✓                  |

U-value above is for standard configuration

Highly engineered smooth glide roller system and secure multi point locking delivering a door that is easy to operate.



**You're installer has the expertise to help you decide!**

Once you know the width of your opening, your installer will discuss the configurations suitable for you.

# Create Your WOW Factor

Finish off your beautiful frames view with a pop of colour. Our systems are supplied in a range of finishes, colours and styles, providing the end user with the ultimate selection to complement their interior and exterior architectural design.

The finish to the aluminium profile is a factory applied Polyester Power Coated finish (PPC), offering durability and exceptional weather protection. PPC is a colouring process to achieve bold and bright finishes. It's a type of dry coating and differs from conventional liquid paint leaving a hard finish, much tougher than normal paint.


Bi-fold doors are available in a standard range of colours with other colour options available on request. Dual colour available in our standard bi-fold door.

## Customising your door

### Stock



Signal White  
Flat / Matt RAL 9003



Anthracite Grey  
Flat/Matt RAL 7016



Anthracite Grey /  
Signal White



Jet Black  
Flat/Matt RAL 9005



Jet Black /Signal  
White

### Made to order (extra leadtime)



Cream  
Flat / Matt RAL 9001



Agate Grey  
Flat/Matt RAL 7038



Slate Grey  
Falt/Matt RAL 7015

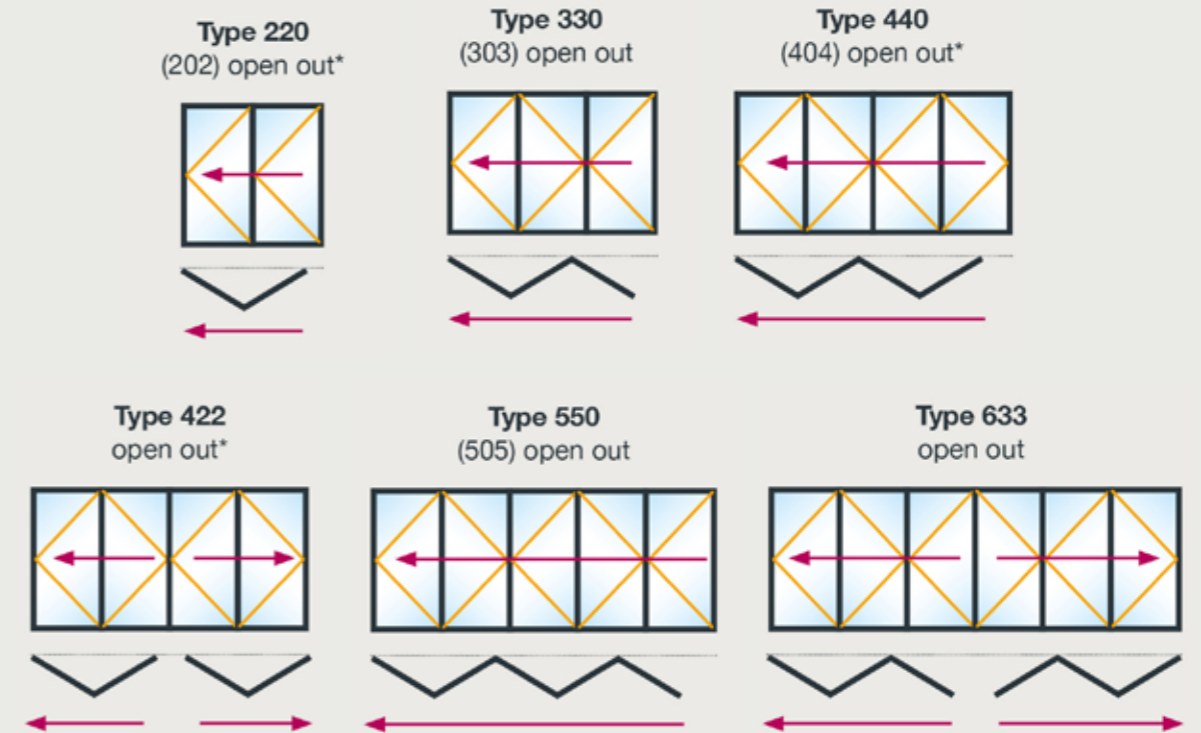


Chocolate Brown  
Flat/Matt RAL 8017



Anthracite Grey  
Textured RAL 7016

## Door Options



# Care & Maintenance

## Cleaning

It is recommended that the frame be cleaned every 3 to 6 months maximum using non-alkaline detergent and warm water applied with a soft cloth or sponge. A bristle brush or nylon pad should only be used with care where and when necessary. Abrasive cleaners, solvents or other cleaning agents should not be used.

## Handles

Check the smooth operation of handles, locks and the tightness of fixing screws regularly.

## Multi Point Locking Gear


This should be periodically lubricated with light engineering oil.

## Hinges & Drainage Slots

Must be kept free from dirt, debris and any other obstructions.

## Whats Next?

Now all you have to do is choose the size of door, the configuration, a colour, open in or open out, hardware style and let us do the rest.



## Accessories

Choose from a wide selection of handles, designed to complement your bi-fold door, available in black, white, chrome, and silver, with accessories available in black or white.

- Multi Point Locking Gear operated by lever handles
- Shoot bolts
- Plus more

|                             | WHITE | BLACK | CHROME | SATIN SILVER | NICKEL |
|-----------------------------|-------|-------|--------|--------------|--------|
| <b>HARDWARE / FURNITURE</b> |       |       |        |              |        |
| Handle                      | ✓     | ✓     | ✓      | ✓            |        |
| Hinges                      | ✓     | ✓     |        |              |        |
| Rollers                     | ✓     | ✓     |        |              |        |
| Lock                        |       |       |        |              | ✓      |
| Drain Cap                   | ✓     | ✓     |        |              |        |

- Weather tested BS6375:PT1 2009
- Enhanced Security BS7950
- Profiles extruded from aluminium alloy:6063 T6 & T5 to BS 12020-2:2001/BS7559:2001
- Manufactured in Ireland





**Kingspan.**  
innovation centre

**STRONG  
DURABLE**

**OUR  
ALUMINIUM  
PRODUCT RANGE**



LIFT AND SLIDE DOORS



BI-FOLD DOORS



CURTAIN WALLING



COMMERCIAL PROJECTS



SL 50 SLIMLINE INTERNAL DOOR

The  
*Manufacturing*  
Specialists



## Framing The Future

Frames Direct operates a supply and trade only business model, partnering with accredited installers to provide a seamless service from quote to install.

We have been operating for over 40 years, supplying window and door installers across Ireland and the UK. We supply to all 32 counties across Ireland, working with local installers in your area. We manufacture top quality and energy efficient uPVC windows, doors and conservatories, and our sister company Frames Alu manufactures aluminium windows and doors. We're proud to say no two products are the same with all our window and door profiles made to order and manufactured in our dedicated production facility in Co. Donegal by our experienced and local team of experts.

### At a glance

- 4 manufacturing plants
- 200+ employees
- 200+ accredited trade partners

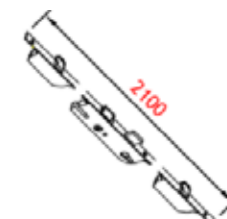
## Fully Accredited

Profiles are extruded under a quality management system that conforms to BS EN 9001 and are kite marked to BS EN12608. Rest assured when you choose Frames Direct, your investment is in safe hands.

## Secure, Safe & Energy Efficient

Security and safety is of utmost importance to us and our trade partners. All our window and door systems are manufactured using the most advanced locking mechanisms. All our products exceed Irish and UK building regulations and standards.


Equipped with security features as standard. Bi-fold doors are extremely secure with its locking system in multiple places as opposed to just the one with a 5 point hook lock.



5 Point Hook Lock

## Find out more

Email [info@framesalu.com](mailto:info@framesalu.com) for details of an installer in your area and start seeing the transformation you can achieve with one of our bi-fold doors.

For company updates and news follow us on  <http://www.linkedin.com/company/frames-direct/>



# Bi-Fold Door

## Aluminium Range

If you require any further help or assistance please contact your dedicated supplier below:

*Joe*  
**ROWLEY**  
**WINDOWS**

Tel: 083 030 2434

[www.joerowleywindowsanddoors.com](http://www.joerowleywindowsanddoors.com)

### Frames Alu

Donegal,  
F93 KN12

**Tel:** +353 74 9330050  
[info@framesalu.com](mailto:info@framesalu.com)  
[www.framesalu.com](http://www.framesalu.com)

### Frames Direct

Donegal,  
F93 FF96

**Tel:** +353 74 9363888  
[info@framesdirect.ie](mailto:info@framesdirect.ie)  
[www.framesdirect.ie](http://www.framesdirect.ie)

### Superior Trade Frames

Newtownards,  
BT23 7HH

**Tel:** +44 28 91 825740  
[info@superiortradeframes.com](mailto:info@superiortradeframes.com)  
[www.superiortradeframes.com](http://www.superiortradeframes.com)

### Futura Frames

Cork,  
P72 WD21

**Tel:** +353 23 8843870  
[orders@futuraframes.ie](mailto:orders@futuraframes.ie)  
[www.futuraframes.ie](http://www.futuraframes.ie)